





Leafstop™ pool cover




Australia's largest manufacturer of
premium liners & covers... since 1976!
ABGAL Pty Ltd. ACN 010 151 578 ABN 78 033 608 597
abgal.com.au

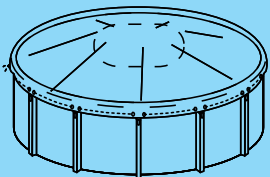
Distributed By:



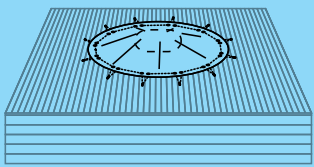
MBR 54-04-06/10
BROLEAF



The ABGAL Leafstop™ cover can be fastened in place using the stretch cord and eyelets supplied.



When you secure your cover with this optional pool float in the centre, you create a natural slope for unwanted rubbish to blow away even faster.



This cover is also suitable for pools with full or partial decking. The ABGAL Leafstop™ cover can be fastened to the deck with some additional fittings.

reduce
pool maintenance
increase
leisure time



*micro mesh fabric



Turn over a New Leaf

Did you know that a pool can lose approximately 60,000 litres of water a year just in evaporation? An ABGAL Leafstop™ pool cover will reduce evaporation by more than 64% and reduce your chemical consumption by around 50%, saving you money.

Time and Energy Saver

Leafstop™ pool cover will also save you time and energy by stopping all those fallen leaves swamping and rotting on the pool floor. The cover is made from a high tech, exclusively blended, micro mesh fabric* that allows fresh rain water through but keeps leaves and debris out.

An ABGAL Leafstop™ pool cover will reduce evaporation by more than 64% and reduce your chemical consumption by around 50%, saving you money.

So Quick and Easy

It is simple, quick and easy to install as it has an elastic cord in the hem, so that the cover stretches over the top of the pool to fit like a big shower cap.

No longer do you need to spend hours cleaning and balancing your pool – just remove the lightweight Leafstop™ cover and your pool is ready to use.

Fresh and Clean

Stop the evaporation of water and stop fishing leaves out of the pool. With an ABGAL Leafstop™ pool cover your pool is fresh, clean and ready to enjoy!

Pool Cover Floats

The use of pool cover floats (as per middle photograph) is recommended as they support the middle of the cover by raising it 0.5m above the water level. This prevents leaves and debris gathering on top.

Check the length of your pool with this float chart below to calculate the number of floats you may need.

Pool Length	No. of Floats
Less than 5.5m (18')	1 to 2
5.5m to 7.6m (25')	2 to 3
7.6m to 9.4m (31')	3 to 4
9.4m to 12.2m (40')	4 to 5